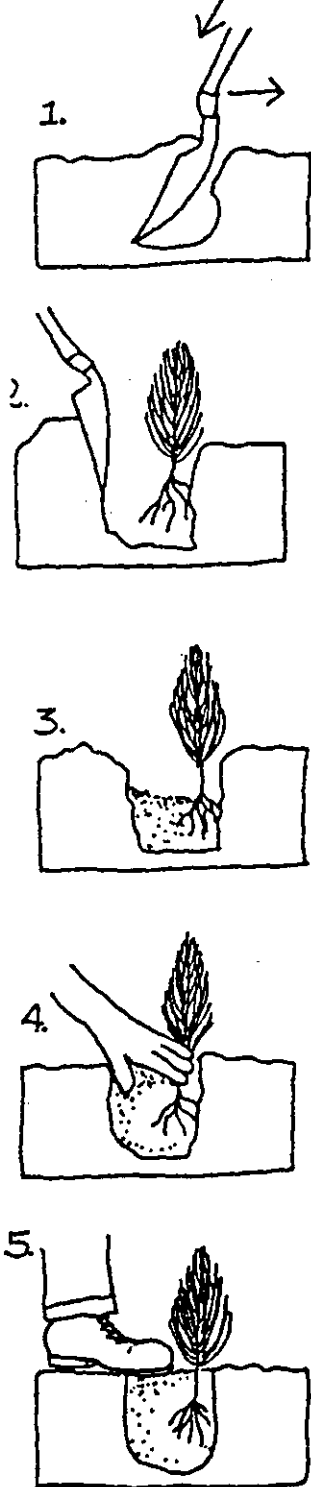
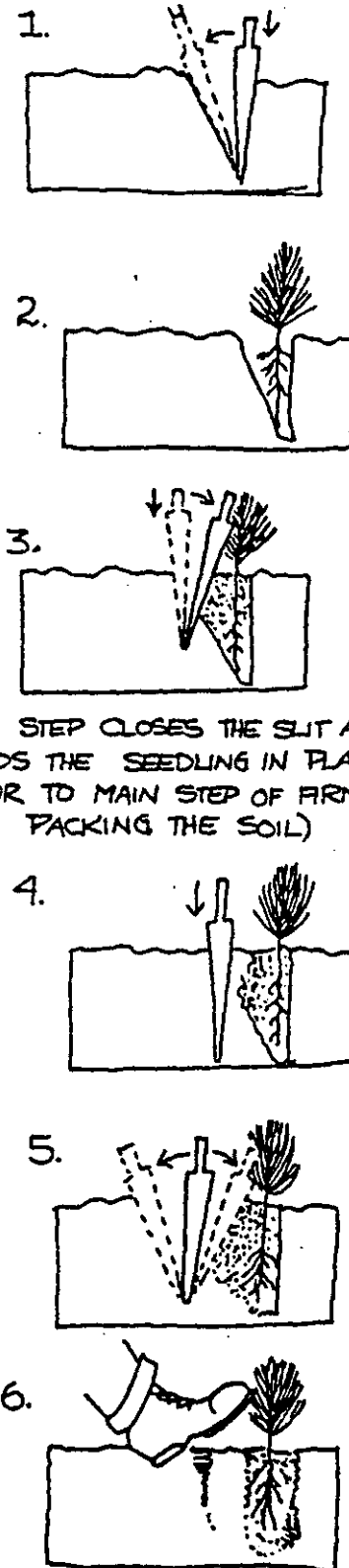


# HOW TO PLANT SEEDLINGS

**SHOVEL**  
 (METHOD MOST RECOMMENDED  
 FOR BEST QUALITY)

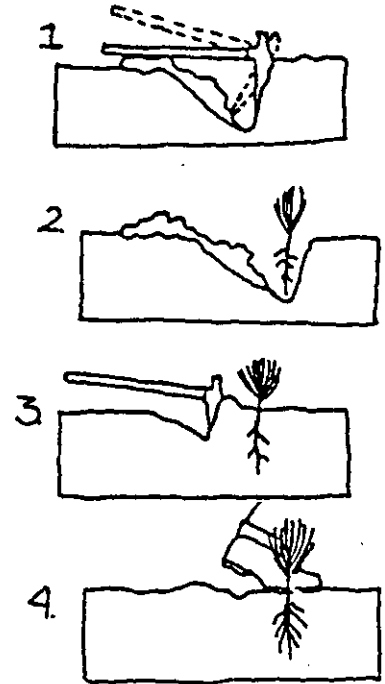


**PLANTING BAR**



THIS STEP CLOSSES THE SLIT AND  
 HOLDS THE SEEDLING IN PLACE  
 PRIOR TO MAIN STEP OF FIRMLY  
 PACKING THE SOIL)

**MATTOCK OR HOE**



CAUTION: WITH ANY  
 METHOD, TAMP THE SOIL  
 FIRMLY AFTER PLANT-  
 ING TO REMOVE AIR  
 POCKETS AND ASSURE  
 ROOT CONTACT WITH  
 THE SOIL.

THE PACKING  
 STEP

BE SURE TO  
 FILL THE  
 SECOND HOLE